

# THE CONNECTED GOODS ELEVATOR IS HERE

KONE TranSys™ DX





# THE POWER TO CONNECT

In an increasingly digitalized world, everything is connected, and elevators are no exception. The KONE TranSys™ DX redefines what an elevator built for demanding environments can be, with built-in connectivity for improved goods flow.

Powered by the compact, energy-efficient KONE EcoDisc® hoisting motor, the KONE TranSys DX not only has exceptional lifting power and performance, it also saves valuable space in your building by completely removing the need for a machine room.

We help you accelerate construction and lower construction costs with productivity enhancing construction time use solutions that help building projects finish ahead of schedule. Contact your local KONE sales representative to find out more.



## KEY SPECIFICATIONS



API ready



Connected



Max. load capacity  
4,000 kg



Max. speed  
1.0 m/s



A-Class  
energy efficient  
ISO 25745 rating



Max. travel  
40 m



Max. floors  
12



Max. group size  
2



Regenerative  
drive technology

1

## Smoother logistics integration with connectivity

Connectivity makes it easier than ever to integrate goods elevators into your building's logistics chain. New services enabled by the KONE digital platform and KONE Partner Ecosystem, as well as application programming interfaces (APIs), help you get things from A to B as quickly and smoothly as possible.

2

## Accelerate construction with improved productivity

With our new improved construction time solutions and processes, we can optimize your productivity and accelerate the completion of your building projects by several weeks or even months. We make people and material flows on-site as fast and efficient as possible.

3

## Partner for smart and sustainable buildings

Make the right decisions first time and plan your elevator down to the very last detail with expert support. We also offer sustainable materials and technologies to help you achieve green building certifications and ensure compliance with safety codes and standards.

4

## Create a durable and functional elevator car interior

Whatever type of building you're developing, we have wall, door, flooring, and accessory options to fit your design, budget, and building-use requirements.



### Best-in-class energy efficiency

Save energy and cut your building's carbon footprint with a machine room-less elevator that offers eco-efficient hoisting, high-efficiency regenerative drive, long-lasting LED lighting, and energy-saving standby operation.

### Easy loading and unloading


Get goods and passengers in and out with ease thanks to wide-opening doors and highly accurate leveling, plus a high sill load according to Class A loading requirements; other loading classes are available on request. With connectivity, staff moving heavy loads can optimize their route by calling an elevator remotely.

### Compliance you can rely on

Enhance your elevator with solutions that ensure compliance with various codes and regulations, including accessibility, vandal-resistance, and operation during a fire.

### Space efficiency

The compact design of the KONE EcoDisc hoisting machine and multi-panel door solution mean there is more space available in the shaft for a bigger elevator car.



## SMOOTHER LOGISTICS INTEGRATION WITH CONNECTIVITY

We have added connectivity to make KONE TranSys DX elevators smarter and more desirable. Connected people flow means your elevator solution never stands still and your building gets better with every update.

To bring you peace of mind in the digital world, cybersecurity and privacy are an integral part of all our digital services and connections. Monitoring our digital environments around the clock helps us take proper care of them for you now and in the future.



# ACCELERATE CONSTRUCTION WITH IMPROVED PRODUCTIVITY

Our solutions help to maximize elevator uptime and move construction site workers and material around the building more efficiently during the construction process to help you finish your project sooner.



## KONE CONSTRUCTION TIME USE ELEVATORS

The final elevators equipped with protective materials so they can be used during construction



## 24/7 CONNECTED SERVICES

Uninterrupted people and material flow, and maximum accessibility and safety on site with predictive maintenance during construction

## PLAN FOR SUCCESS WITH KONE AS YOUR PARTNER

Your journey with KONE is a simple one. In a complex project, the pressure to stay on schedule and within plan is high. Our people and partners, from technicians to project managers, are fully committed to the highest customer satisfaction in the industry.

That is why we have the best processes and tools to support you every step of the way.

### PROFESSIONAL PROJECT MANAGEMENT

When you buy a solution from KONE, you're getting far more than just equipment and installation. Every single project we handle is led by a dedicated, accredited project manager with solid experience of running similar projects.

### BUILDING INFORMATION MODELING (BIM)

We use digital planning techniques like BIM to prepare for the installation process. This helps you understand and optimize your construction project.

### SITE READINESS

To make sure everything we need is in place before we begin installation, we can monitor and report the readiness state of the site.

### EFFICIENT INSTALLATION

The KONE elevator installation process doesn't require scaffolding, which cuts costs and minimizes disruption to other construction work on site.

### QUALITY ASSURANCE AND MAINTENANCE

Before your elevator is handed over, we take every necessary measure to ensure that you're taking delivery of a high-quality solution that will run as it should from day one.



# PLAN FOR SUCCESS WITH KONE AS YOUR PARTNER

Now more than ever, it's vital we work together to build smart, sustainable, and adaptable buildings that last. Build greener and make sure your project is on track to meet industry codes and standards with our next-generation planning tools, safe and sustainable materials, and expert support.

## BUILD GREENER

KONE solutions and expertise can make all the difference when you're aiming to achieve green building certifications and credits for schemes like BREEAM, LEED, and Green Mark.

## BUILD TO STANDARDS

The KONE TranSys DX complies with all relevant industry codes and standards. Talk to your local KONE sales representative about how we can support you with issues such as accessibility, vandal-resistance, and fire code compliance.


## BUILD WITH A PARTNER

You benefit from comprehensive support throughout your building's lifecycle, from expert planning advice to flexible maintenance and modernization solutions and services.



### PLAN AND DESIGN YOUR ELEVATOR

Digital, easy-to-use tools to help you create elevators that match your needs.



TRY THEM NOW →

# CREATE A DURABLE AND FUNCTIONAL ELEVATOR CAR INTERIOR

Our next-generation planning tools help you save time, make the right decisions first time, and plan your elevator down to the very last detail.



## KONE CAR DESIGNER

Check out our themed design directions or create your own unique car interior by combining materials, lighting, and accessories, then bring your vision to life with 3D modeling.




CHECK OUT OUR PLANNING TOOLS

[www.kone.com](http://www.kone.com)



## MATERIALS & ACCESSORIES



\* Anti-stain, anti-fingerprint coating: This specialized coating helps keep colored stainless steel elevator materials looking as good as new by preventing staining and making fingerprints less visible.

 Green Mark  
 LEED/BREEAM  
 LEED/BREEAM and Green Mark

### WALL AND DOOR MATERIALS

								
ST4 Silver brushed stainless steel ST4AFP with anti-fingerprint coating	ST4 Silver brushed stainless steel	ST4AFP* Silver brushed stainless steel with anti-fingerprint coating	ST43 Silver brushed, stainless steel	PP18FT Linen brown, fine textured painted steel	PP20FT Wool gray, fine textured painted steel	TS2 Flemish Linen	K Scottish Quad	ST43LH Silver long hairline




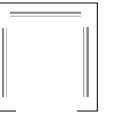
### FLOOR MATERIALS

	
RC7 Coin pattern, rubber floor	FE-1 Tear plate, zinc-coated steel floor

### WALL MAP MATERIALS

				
ST4 Silver brushed stainless steel	ST2 Gold brushed stainless Steel	MP1 Silver mirror-polished stainless steel	MP4 Copper mirror-polished stainless steel	PP10FT Pure white, fine textured painted steel

### HANDRAILS

			
HR61 ST4	HR64 ST4	HR61 Round tube with straight ends	HR64 Tube with rounded ends

### BUFFER RAILS

	
BR1 Steel	BR1 Wood

### CEILINGINGS

		
LF1 Lighting: LED tubes Finishing: PP10FT	CL80 Lighting: LED spot Finishing: ST4	CL91 Lighting: LED tubes Finishing: ST4, PP10FT, ST43

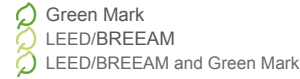
### MIRROR



Mirrors are available with clear glass without fixings in partial width, partial height & partial width, mid height

# KDS 330 – BUILT FOR TODAY, READY FOR TOMORROW

The flush-mounted KDS 330 signalization family for residential and commercial buildings is a revolution in elevator design. Its modular structure means you can swap out different elements – such as the faceplate, display, and even buttons – to add new functions and create a unique look and feel.



## CAR OPERATING PANEL (COP)



FH COP

FH COP

**Mounting type**  
Full-height COP flush mounted  
Swing COP type  
Landing devices flush/surface mounted  
Large HL only flush mounted


**Display**  
9 inch STN LCD (COP)  
5.7 inch STN LCD (COP, HI)  
dot-matrix (White, Red – COP, Landing)  
4.3 inch STN LCD (LCI, LCII)  
Media screen

**Button**  
Tempered glass button,  
Stainless steel button, Aus button, Singapore button, EN81-70 button

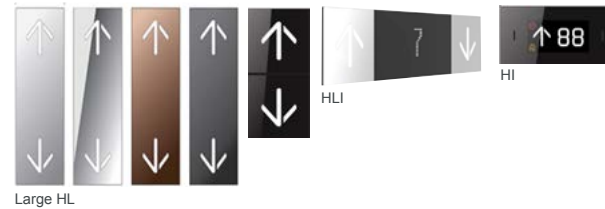


Horizontal COP  
(KDS floor button)

## FINISHES




## HALL LANTERNS AND INDICATORS



## LANDING CALL STATIONS




## BUTTONS



ST2

## FOOT BUTTON



FB

# KDS 220 - EXCELLENT USABILITY

Excellent usability and durable materials make the KONE KDS 220 a reliable choice. Add the finishing touch to your elevator with our user-friendly KONE KDS 220 signalization. Whatever your elevator car interior provides the perfect complement.

## CAR OPERATING PANEL (COP)



Full height COP

**Display**  
7-segment, Dot-matrix. STN LCD  
Amber LED, White LED

**Mounting types**  
Surface mounted: landing, partial height & horizontal COP  
Flush mounted: full-height COP

**Buttons**  
Round surface mounted,  
Braille as an option  
Square surface mounted with braille for EN81-70-2018



Horizontal COP  
(KDS floor button)

## BUTTONS



Silver stainless steel with Braille

Black glass

Silver stainless steel

## HALL LANTERNS & INDICATORS



HI

HL

## FINISHES



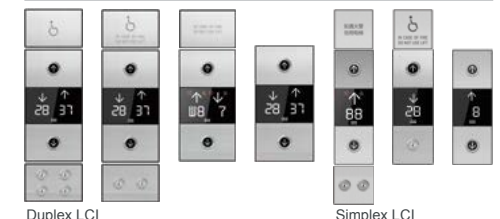
ST4AFP

## LANDING CALL STATION



LCS without indicator

## LANDING DEVICES



Duplex LCI

Simplex LCI

KONE provides innovative and eco-efficient solutions for elevators, escalators, automatic building doors and the systems that integrate them with today's intelligent buildings.

We support our customers every step of the way; from design, manufacturing and installation to maintenance and modernization. KONE is a global leader in helping our customers manage the smooth flow of people and goods throughout their buildings.

Our commitment to customers is present in all KONE solutions. This makes us a reliable partner throughout the life cycle of the building. We challenge the conventional wisdom of the industry. We are fast, flexible, and we have a well-deserved reputation as a technology leader, with such innovations as KONE MonoSpace® DX, KONE NanoSpace™ and KONE UltraRope®.

KONE employs close to 57,000 dedicated experts to serve you globally and locally.

## KONE CORPORATION

### Corporate offices

Keilasatama 3  
P.O. Box 7  
FI-02151 Espoo  
Finland  
Tel. +358 (0)204 751

[www.kone.com](http://www.kone.com)

This publication is for general informational purposes only and we reserve the right at any time to alter the product design and specifications. No statement in this publication shall be construed as a warranty or condition, express or implied, as to any product, its fitness for any particular purpose, merchantability, quality or representation of the terms of any purchase agreement. Minor differences between printed and actual colors may exist. KONE MonoSpace® DX, KONE EcoDisc®, KONE Care® and People Flow® are registered trademarks of KONE Corporation. Copyright © 2022 KONE Corporation.